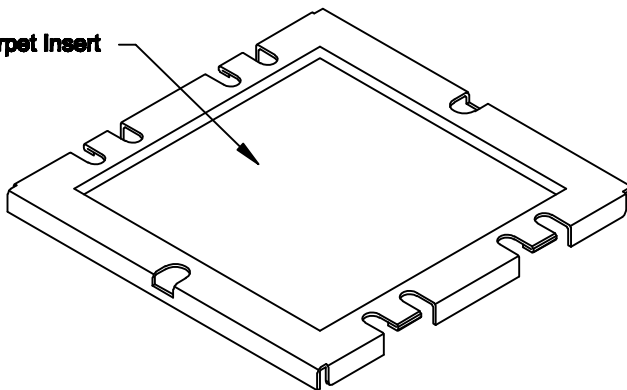
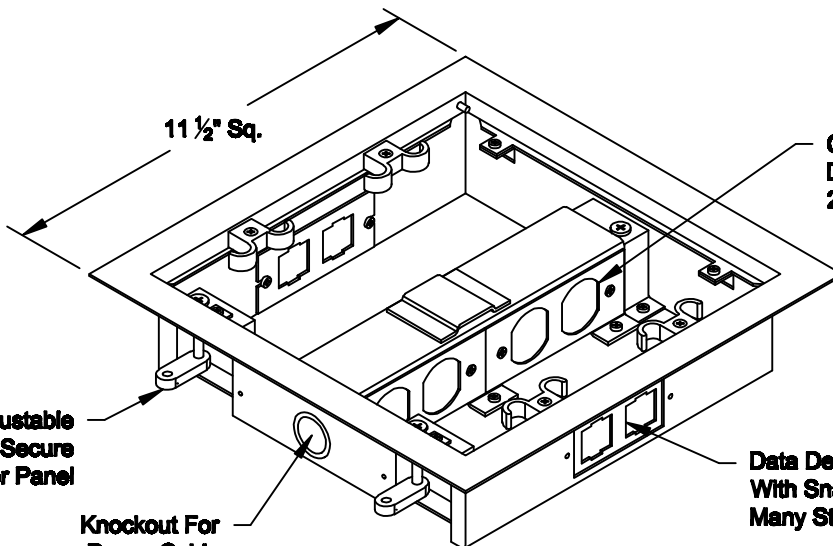


Lid Is Recessed For Carpet Insert



Lid Hinges In Both Directions  
Or Lifts Out For Easy Access  
To Power And Data Devices.  
Lid Closes Flush With Floor.

11 1/2" Sq.



Cover Plate For  
Duplex Receptacle  
2 Each Side

Three Adjustable  
Clamps To Secure  
Box Into Floor Panel

Knockout For  
Power Cable

Data Device Plate On Each Side  
With Snap-In Adapters For  
Many Standard Jacks / Couplers



#### Additional Features

Provides Interconnection Point  
Between Raised Access Floor  
Wiring Systems And Workstation  
Equipment Cables.

Box Is Constructed Of Painted  
Heavy Gauge Steel

#### Electrical

Rated At 20 Amp/120V AC  
For (4) Duplex Receptacles

#### Finishes

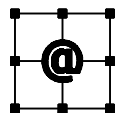
Lid And Box Is Available In Black  
Color Only

#### Mounting

Mounts Into A Minimum 10 1/8"  
Square Cutout In Floor Panel.

Requires A Min. 2 1/2" F.F.H.

NOTE: Cut-Sheet drawing and specifications are subject to change without prior notice.



**ASM Modular System Inc.®**

9500 Industrial Center Dr.  
Ladson, SC, 29456

[www.asmproducts.com](http://www.asmproducts.com)

Tel: 843-534-1110  
Fax: 843-534-1111

**RFB-100LP  
LOW-PROFILE  
ELECTRICAL BOX**